


EM220-102 400V

PSM with 94 kW continuous power



Key Features

- permanent magnet synchronous machine
- hairpin technology
- water-cooled
- high power for motor applications

General properties & Basic information

Machine type	Permanent magnet synchronous machine (PSM)
Stator winding technology	U-pin ("Hairpin")
Pole pair number	4
Preferred direction of rotation	Counter-clockwise (see page 4)
Max. operating speed	13,000 rpm
Operating ambient temperature	- 25°C ... 85°C
Max. altitude	4,400 m ASL
Protection classes	IP6K6K / IP6K7 / IP6K9K
Shock loads	up to 50g (6ms) (ISO 16750-3 Test 4.2.2 Shock II)
Vibrations	up to 50 m/s ² sine-on-random & 68.7 m/s ² RMS (ISO 16750-3 4.1.5 Test XIII)

Dimension & Mechanical properties

Outside dimension (L x W x H)	278 mm x 308 mm x 373 mm
Total weight	~ 49 kg (<i>without coolant</i>)
Moment of inertia	~ 34,666 kgmm ² (<i>incl. Rotor and shaft</i>)
Rotating mass	~ 13 kg
Balancing quality	G4.0 (ISO 21940-11:2003)

Electrical properties

Nominal voltage	350 V _{AC}
Maximal efficiency	97 %
Minimum inverter switching frequency	4 kHz

Continuous / Nominal Performance (s1, 30 min @ coolant temp. 65 °C)*

Power	94 kW
Torque	140 Nm
Current	400 A _{rms}

* data achieved with 750 A inverter @ 10 kHz switching frequency

Peak Performance (s2, 20 s @ coolant temp. 65 °C)*

Power	253 kW
Torque	290 Nm
Current	750 A _{rms}

* data achieved with 750 A inverter @ 10 kHz switching frequency

Cooling

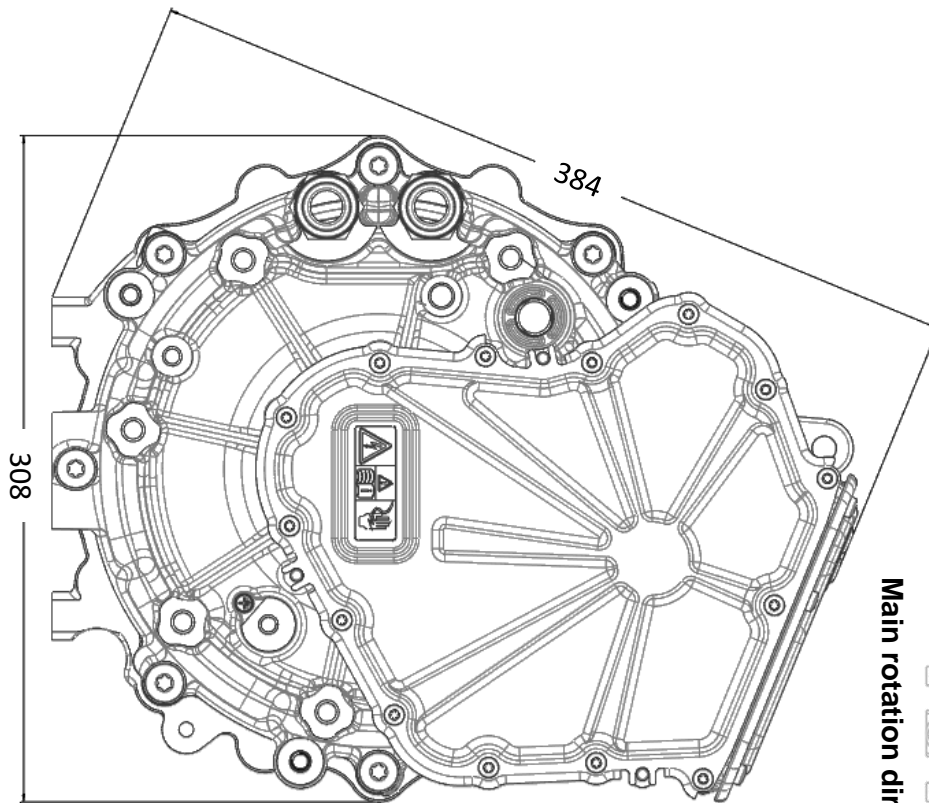
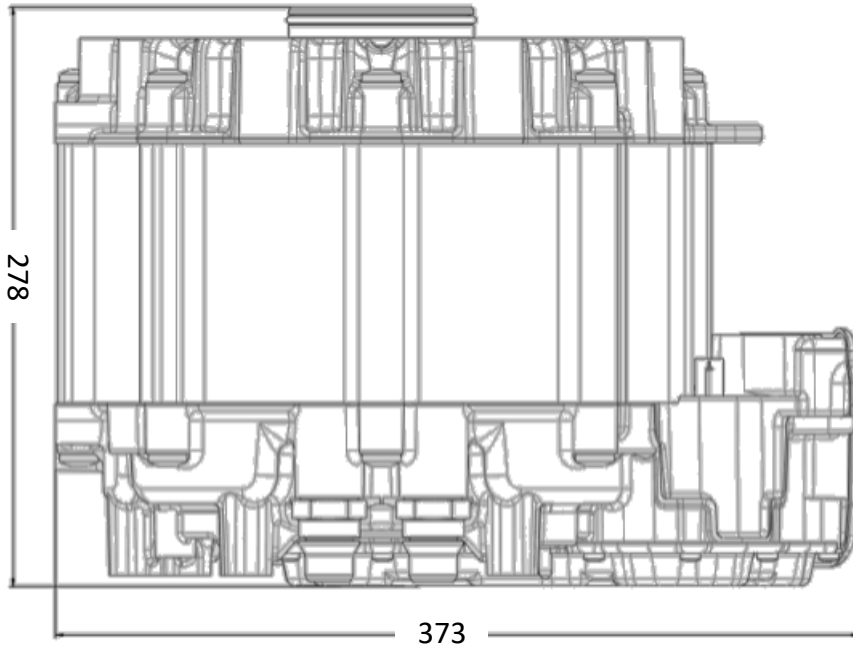
Cooling liquid/mixture	50% Water; 50% Glycol (Glysantin G40 BASF recommended)
Nominal cooling liquid flow	10 l/min @ 65°C
Pressure Loss	~ 120 mbar @ 10 l/min; 65°C
Max. cooling liquid temperature	75°C

Connections & Interfaces

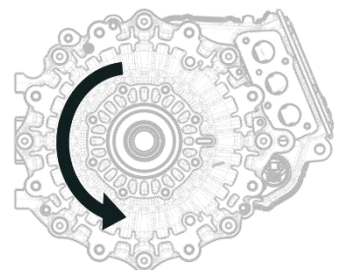
Coolant connection	Normaquick PS3 NW16 (inlet & outlet)
HV connector	3 x IPT-HD plug connection (<i>TE Connectivity (2355146-2)</i>)
HV cable dimension	3 x 50/70/95 mm ²
LV connector	10-pin connector socket (<i>Hirschmann Automotive (806-360-521)</i>)
Standard flange D-side	8 x M10x30, bolt circle Ø275 mm 8 x M8x24, bolt circle Ø130 mm
Shaft Spline	DIN5480 N32x1.25x24x9H

Interfaces can be adapted or changed depending on the integration case. Performance data may vary depending on the inverter and cooling system chosen.

Please contact our sales for further information.

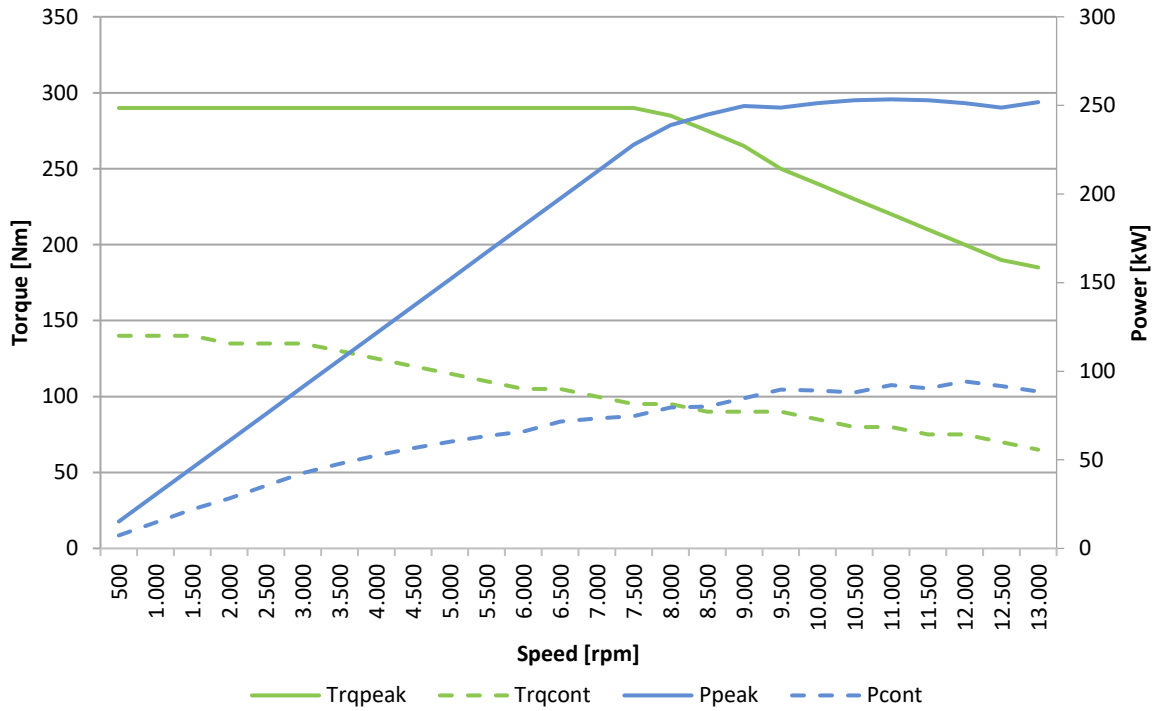


Main rotation direction



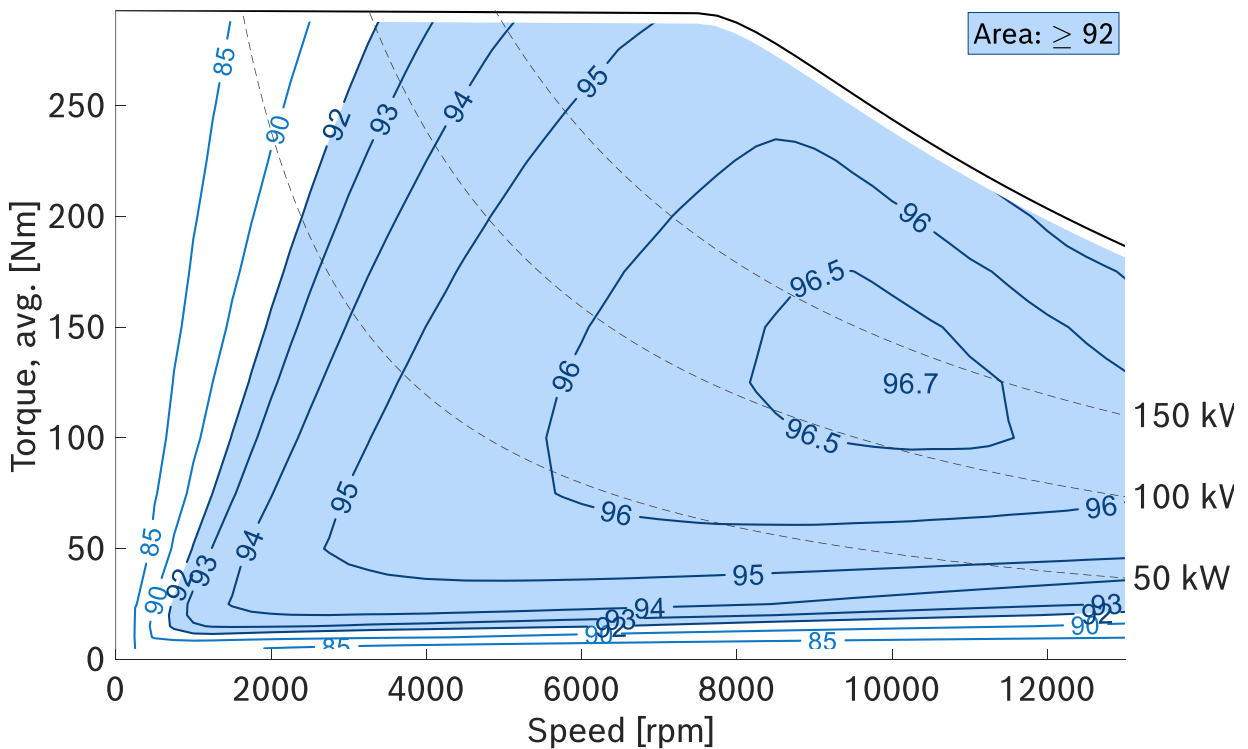
Simulated Characteristic Motor Parameters

EM only; $U_{nom} = 350\text{ V}$; $I = 750\text{ A}_{rms}$
 continuous lines: S1 30 min; peak lines: 20 s



Simulated Efficiency of Motor

EM only; $U_{nom} = 350\text{ V}$; $I = 750\text{ A}_{rms}$



eAx can accept no responsibility for possible errors in catalogues, brochures, and other printed material. Data, including specifications, contained within this document are summary and subject to change at any time without notice and are intended for general information only. Contact us for the latest version.

All trademarks in this material are property of the respective companies.

All rights reserved.